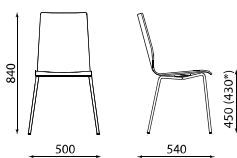


Cafe VII

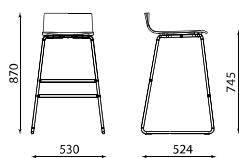
Technical description

NowyStyl

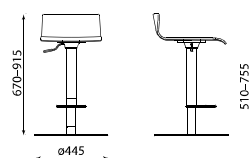
1. Dimensions / Weight



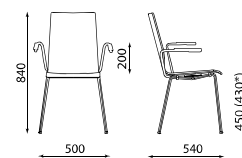
CAFE VII
weight: 4.80 kg



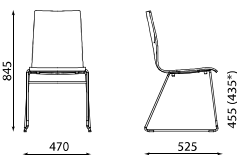
CAFE VII HOCKER
weight: 5,10 kg



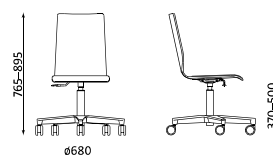
CAFE VII UP&DOWN
weight: 14,90 kg



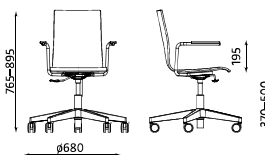
CAFE VII ARM
weight: 6,30 kg



CAFE VII CFS ROD
weight: 6.00 kg



CAFE VII GTS
weight: 6.30 kg



CAFE VII GTP
weight: 9.00 kg

2. Materials / Versions

2.1. Frame

2.1.1. Frame

4-leg frame – made of $\varnothing 16 \times 2.0$ mm steel tube, seat-fixing made of metal sheet, thickness 3 mm.

Sled frame (CFS ROD) – made of $\varnothing 11$ mm steel rod, support bar made of flat metal sheet 5×25 mm.

HOCKER sled frame – made of $\varnothing 18 \times 1.5$ mm steel tube.

UP&DOWN base – a column made of $\varnothing 60$ mm steel tube, base made of $\varnothing 470$ mm metal plate with upper metal sheet, thickness 8 mm.

Finish options:

4L, 4L ARM:

- chromium plated (CR),
- powder-coated in White aluminium RAL 9006 colour (ALU),
- powder-coated in Jet black RAL 9005 colour (BL),
- powder-coated in Traffic white RAL 9016 (WT)/ Anthracite grey RAL 7016 (AH)
- or „Fashion Collection" colour, – [see finishes](#).

HOCKER:

- chromium plated (CR),
- powder-coated in White aluminium RAL 9006 colour (ALU),
- powder-coated in Jet black RAL 9005 colour (BL),
- powder-coated in Traffic white RAL 9016 (WT)/ Anthracite grey RAL 7016 (AH)

CFS-ROD:

- chromium plated (CR),
- powder-coated in White aluminium RAL 9006 colour (ALU),
- powder-coated in Jet black RAL 9005 colour (BL),
- or „Fashion Collection" colour.

UP&DOWN:

- chromium plated (CR).

Swivel chair base:

Swivel chair base:

- $\varnothing 680$ five-star base black glass fiber reinforced polyamide (TS18),
- $\varnothing 680$ mm five-star aluminium powder-coated in White aluminium RAL 9006 colour (ST32-ALU),
- $\varnothing 680$ mm five-star polished aluminium with chrome effect (ST32-CR).

Stacking:

4L, 4L ARM WOOD – 4 pieces,
4L, 4L ARM A-PLUS; B-PLUS, SEAT PLUS, PLUS – 4 pieces (only with stacking cushion),
CFS ROD A-PLUS; B-PLUS; PLUS;
SEAT PLUS – 4 pieces (only with stacking cushion),
CFS ROD WOOD – 10 pieces.
Universal chair cart available.

2.1.2. Click/link

CLICK – $\varnothing 5$ mm steel rod integrated with the frame to connect CAFE VII chairs (without armrest only) into rows.

UNIVERSAL ROW CONNECTOR

- dedicated to connect rows of chairs,
- distance adjustment: 460–520 mm,
- possibility of mounting to the floor,
- powder-coated in Jet black RAL 9005 (BL) colour.

2.2. Castors / Glides

CAFE VII 4L, 4L ARM, CFS-ROD, HOCKER

Glides for soft floors (GB) as standard or with felt for hard floors (GBF) as an option.

CAFE VII UP&DOWN

Glides with felt for hard floors (GBF) as standard.

CAFE VII 4L, 4L ARM

Glides with replaceable caps for soft floors (GBP) or with felt for hard floors (GBPF), both as an option.

Glides for soft floors, white (GW) as an option

CAFE VII CFS-ROD

Glides for soft floors, transparent (GT) or with felt for hard floors, transparent (GTF), both as an option.

Glides with replaceable caps for connecting chairs into rows for soft floors (GBL), or with felt for hard floors (GBLF), both as an option

CAFE VII GTS/GTP

$\varnothing 50$ castors for soft floors (SH) as standard, or hard floors (SHH) as an option.

$\varnothing 65$ mm castors for soft floors (ESH), or hard floors (ESHH), both as an option.

2.3. Mechanisms

UP&DOWN version – smooth height adjustment of chair with pneumatic gas lift,
GTS, GTP version – smooth height adjustment of chair with pneumatic gas lift (PST45).

2.4. Seat and backrest

Options for CAFE VII, CAFE VII ARM, CAFE VII GTS/GTP, CAFE VII CFS ROD:

Wooden shell (WOOD) – made of 8-layer beech plywood, thickness 10.5 mm

Laminated wooden shell (LAMINATE) – made of 8-layer beech plywood, thickness 10.5 mm.

Visible plywood edges protected with wax.

Wooden shell with upholstered pad on seat

(SEAT-PLUS) – the structure of seat pad is made of 4-layer beech plywood, thickness 4.5 mm, covered with foam thickness 10 mm, density 25 kg/m³.

Wooden shell with upholstered seat pad and backrest pad

(PLUS) – seat and backrest pad structure made of 4-layer beech plywood, thickness 4.5 mm, covered with foam thickness 10 mm, density 25 kg/m³.

Wooden shell with front part fully upholstered

(B-PLUS) – structure of pad made of 4-layer beech plywood, thickness 4.5 mm, covered with foam thickness 25 mm, density 25 kg/m³.

Wooden back part of the shell.

Fully upholstered shell

(A-PLUS) – structure made of 8-layer beech plywood, thickness 10.5 mm, covered with foam density 25 kg/m³, thickness 20 mm (front shell); 10 mm (back part of shell).

Options for CAFE VII HOCKER, CAFE VII

UP&DOWN:

Wooden shell (WOOD) – made of 7-layer beech plywood, thickness 9 mm

Laminated wooden shell (LAMINATE) – made of 7-layer beech plywood, thickness 9 mm. Visible plywood edges protected with wax.

Fully upholstered shell (A-PLUS) – structure made of 7-layer beech plywood, thickness 9 mm, covered with foam density 25 kg/m³, thickness 20 mm (front shell); 10 mm (back part of shell).

2.5. Armrests

Options for CAFE VII ARM:

Fixed armrests – integrated with chair frame, armrests frame made of $\varnothing 18 \times 2.5$ mm steel tube in the same finish as the chair frame, armrest pads made of 8-layer plywood, thickness 12 mm.

Finish options for armrest pads:

- stained (NF-xx),
- laminated (NF-xx).

CAFE VII ARM – chair can be hung on the table top due to protective distances under the arm to prevent the table top from being scratched.

Options for CAFE VII GTP:

Fixed armrests – integrated with chair frame, armrests frame made of $\varnothing 18 \times 2.5$ mm steel tube, armrest pads made of 8-layer plywood, thickness 12 mm.

Finish options for armrest frame:

- chromium plated (CR),
- powder-coated in White aluminium RAL 9006 colour (ALU),
- powder-coated in Jet black RAL 9005 colour (BL),
- powder-coated in RAL colours (RALxx) – [see finishes](#).

Finish options for armrest pads:

- stained (NF-xx),
- laminated (NF-xx).

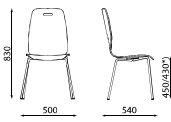
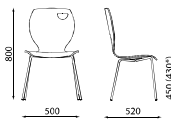
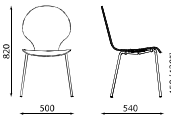
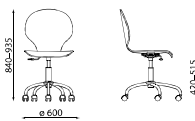
3. Packaging

4L/4LARM – 4 pieces per box (assembled),
4L/4L ARM A PLUS, B PLUS – 2 pieces per box (assembled),
CFS ROD – 4 pieces per box (assembled),
Hocker – 1 piece per box (disassembled),
UP&DOWN – 1 piece per box (assembled),
GTS, GTP – 1 piece per box (disassembled).

4. Technical regulations, approvals and quality marks for the chairs (for selected product configurations)

Durability certificate REMODEX: EN 16139, EN 1728, EN 1022, EN 1335.

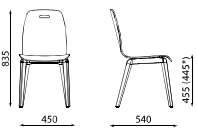
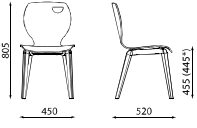
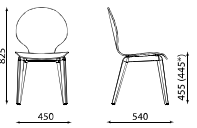
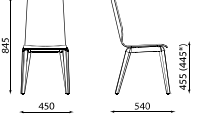
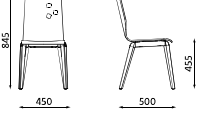
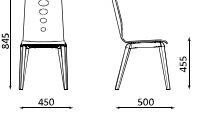
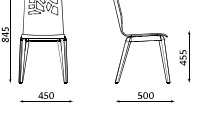
Cafe II
Cafe IV
Cafe VI

Model	Description
<div>CAFE II</div> <div></div>	Meeting chair on 4-leg frame powder-coated in Jet black RAL 9005 (BL), wooden shell, no stacking protection, glides for soft floors (GB).
<div>CAFE IV</div> <div></div>	Meeting chair on 4-leg frame powder-coated in Jet black RAL 9005 (BL), wooden shell, no stacking protection, glides for soft floors (GB).
<div>CAFE VI</div> <div></div>	Meeting chair on 4-leg frame powder-coated in Jet black RAL 9005 (BL), wooden shell, no stacking protection, glides for soft floors (GB).
<div>CAFE VI GTS</div> <div></div>	Swivel chair with wooden shell, no armrests (GTS), height adjustment with pneumatic gas lift (PST45), Ø 600 mm five-star chromium plated (ST20-CR), Ø 50 mm castors for soft floors (SH).

Cart
UNIVERSAL CHAIR CART

* Dimensions measured acc. to PN-EN 16139.





Cafe LGW

Model	Description
CAFE-II LGW 	Meeting chair on 4-leg wooden beech frame (1.007), wooden shell, glides for soft floors (GB).
CAFE-IV LGW 	Meeting chair on 4-leg wooden beech frame (1.007), wooden shell, glides for soft floors (GB).
CAFE-VI LGW 	Meeting chair on 4-leg wooden beech frame (1.007), wooden shell, glides for soft floors (GB).
CAFE-VII LGW 	Meeting chair on 4-leg wooden beech frame (1.007), wooden shell, glides for soft floors (GB).
AMMI LGW 	Meeting chair on 4-leg wooden beech frame (1.007), wooden shell, glides for soft floors (GB).
LANTANA LGW 	Meeting chair on 4-leg wooden beech frame (1.007), wooden shell, glides for soft floors (GB).
VERBENA LGW 	Meeting chair on 4-leg wooden beech frame (1.007), wooden shell, glides for soft floors (GB).





* Dimensions measured under load in accordance with the EN standard.




Shell type matrix

NowyStyl

SHELL SHAPE		AMMI	CAFE VII	LANTANA	VERBENA
Model					
Seat	WOOD	●	●	●	●
	LAMINATE	●	●	●	●
Upholstered version	PLUS		●		
	SEAT PLUS	●	●	●	●
	A PLUS		●		
	B PLUS		●		

●	available versions
---	--------------------

Upholstered versions			
PLUS	SEAT PLUS	A PLUS	B PLUS
			

CAFE IV	CAFE VI	CAFE II
		
•	•	•
•	•	•
	•	
•	•	•